

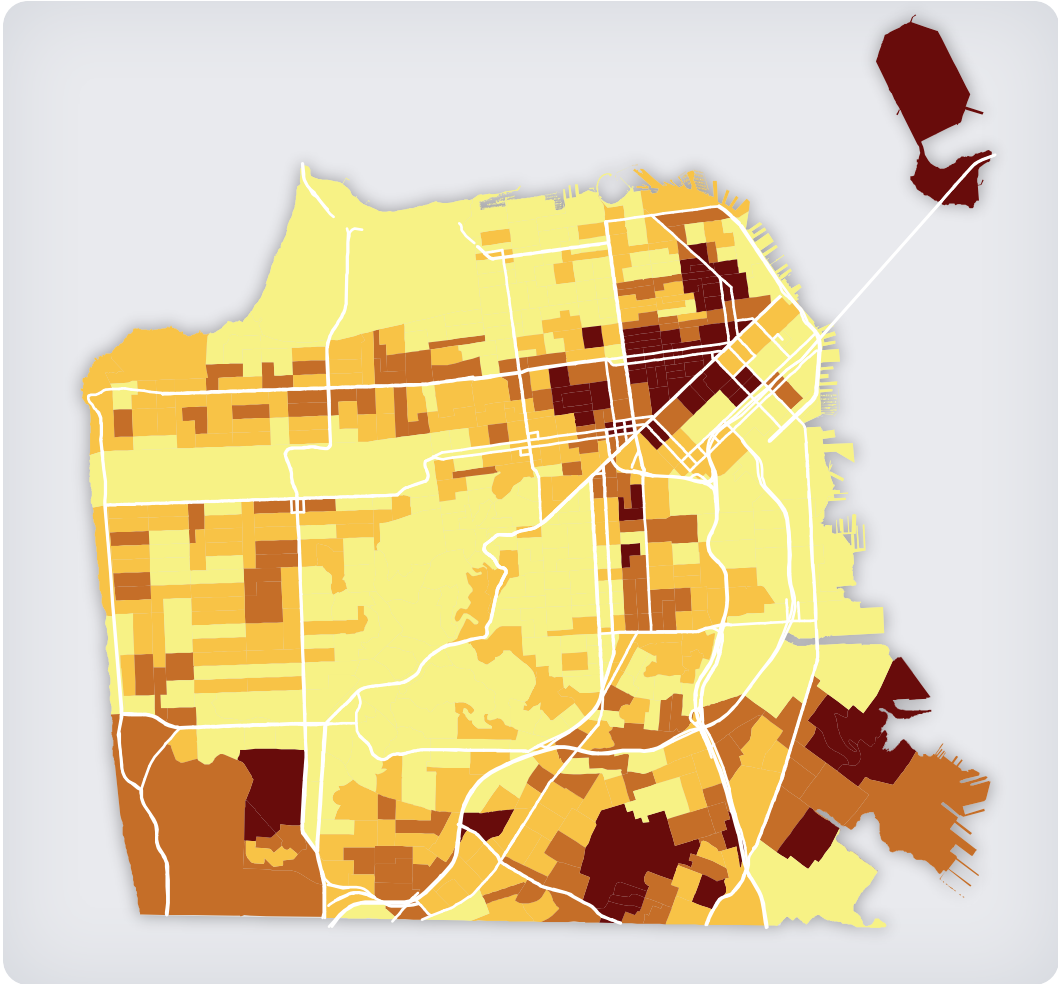
**MAP 5A**

## Population Density

### People Per Acre

- 0 - 23.722
- 23.732 - 38.153
- 38.158 - 54.267
- 54.268 - 875.893

*Median Population Density Per Block Group:  
38,158 Persons Per Acre  
(Source 2010 Census)*



**MAP 5B**

## Household Income

### Household Median Income

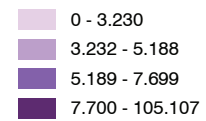
- More than 120% of SF HMI  
More than \$93,625
- 80% - 120% of SF HMI  
\$62,632 - \$93,333
- 50% - 80% of SF HMI  
\$40,375 - \$62,273
- Less than 50% of SF HMI  
Less than \$38,409

*Median Household Income (HMI) for San Francisco  
Block Groups: \$77,845  
(Source: 2007-2011 American Community Survey)*

### MAP 5C

## Children & Youth (0-17)

### Children & Youth (0-17) Per Acre

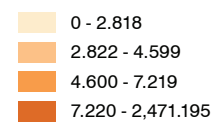


*Median Youth Density Per Block:  
5.188 Youth Per Acre  
(Source: 2010 Census)*

### MAP 5D

## Seniors (65 and over)

### Seniors (>64) Per Acre



*Median Seniors Density Per Block:  
4.599 Seniors Per Acre  
(Source: 2010 Census)*